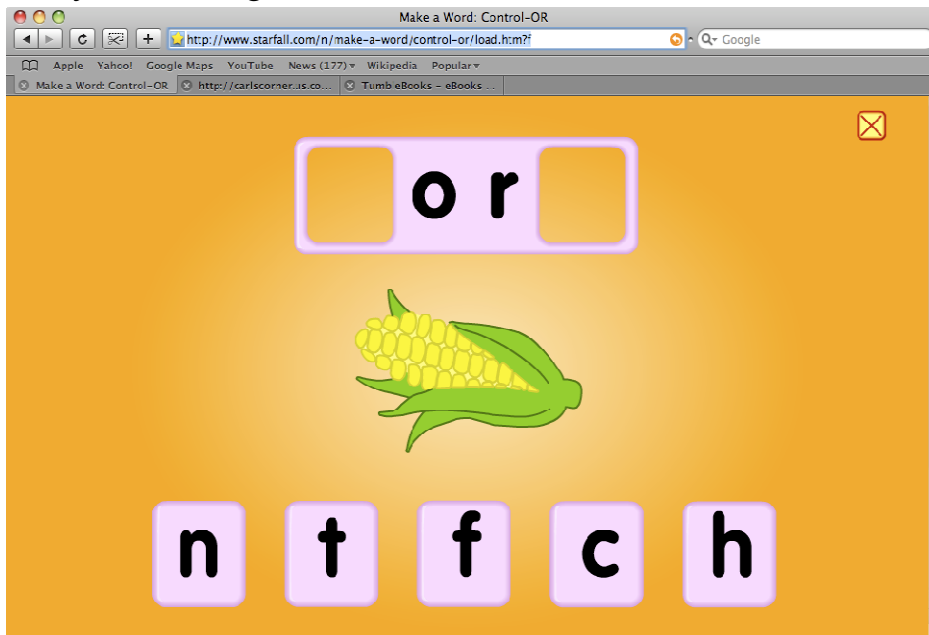


## Language Arts – Day 4

Phonics – Study words with the “-or” sound.

1. Visit <http://www.starfall.com/n/make-a-word/control-or/load.htm?f>  
Play the “-or” game.



Read “My Horse Glory” found at <http://www.starfall.com/n/control-or/or/load.htm?f>.



2. Complete the “-or” picture hunt at <http://www.starfall.com/n/picture-hunt/control-or/load.htm?f>.



## Reading

1. Read along with Burro's Tortillas at [http://www.tumblebooks.com/library/asp/full\\_book.asp?ProductID=2795](http://www.tumblebooks.com/library/asp/full_book.asp?ProductID=2795).



## Writing

1. Free writing – Write a paragraph about a topic of your choice. Illustrate your writing.

Name \_\_\_\_\_ Date \_\_\_\_\_

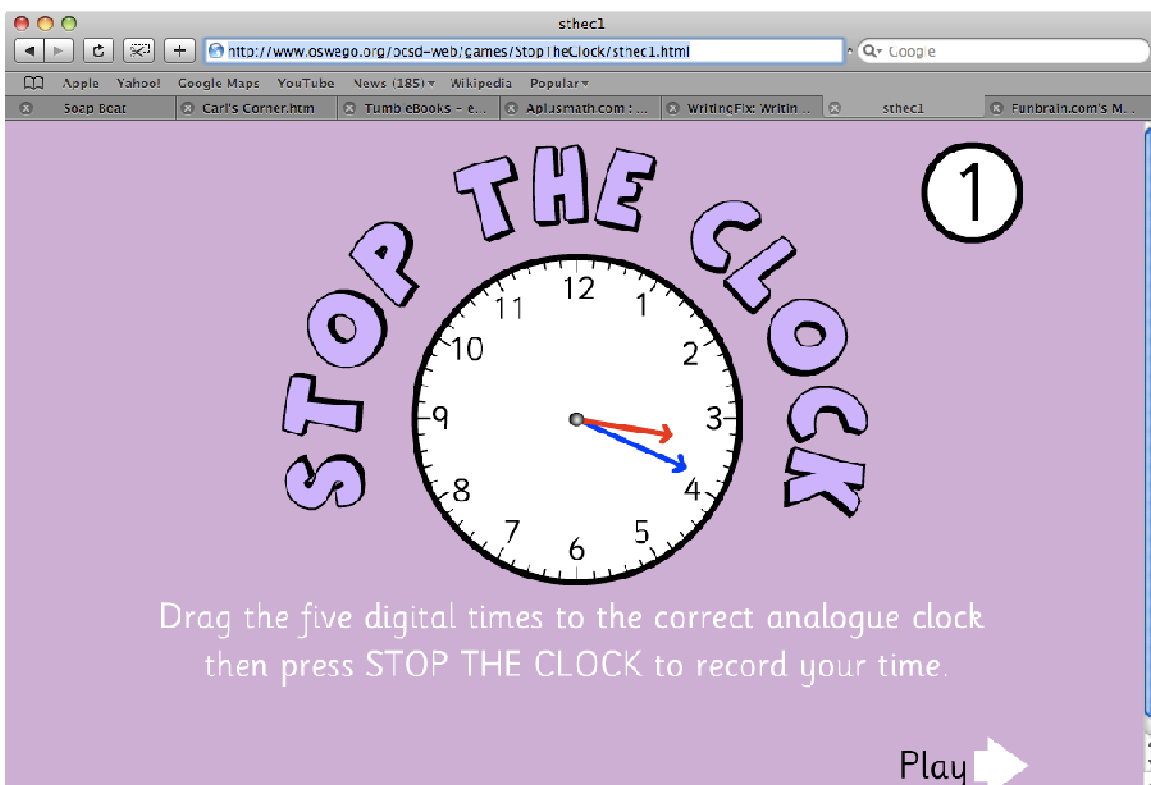


Handwriting practice lines consisting of multiple sets of three horizontal lines (top solid, middle dashed, bottom solid) for letter formation.

## Math – Day 4

### Skill – Time

1. Visit <http://www.oswego.org/ocsd-web/games/StopTheClock/sthec1.html> to practice working with time.



2. Complete the time worksheets.

Name \_\_\_\_\_ Date \_\_\_\_\_

Circle the clock in each row  
that shows the time  
written on the left.


7:30



3:30



Read the times. Draw the hands on the clocks.



2:30



9:30



10:30



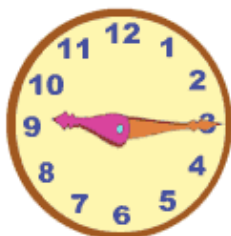
Name \_\_\_\_\_ Date \_\_\_\_\_

Circle the clock in each row  
that shows the time  
written on the left.

9:30



11:30



Read the times. Draw the hands on the clocks.



12:30



7:30



3:30



# Cut Ice Cubes in Half Like Magic

## What you'll need:

- One ice cube
- A piece of fishing line (or something similar) with a weight tied to each end
- A container
- Some kind of tray to keep things from getting wet

## Instructions:

- Turn the container upside down and put it on the tray.
- Place the ice cube on top of the upside down container.
- Rest the fishing line over the ice cube so that the weights are left dangling over the side of the container.
- Watch it for around 5 minutes.

## What's happening?

The pressure from the two weights pulls the string through the ice cube by melting the ice directly under the fishing line. This is similar to ice skating where the blades of a skater melt the ice directly underneath, allowing the skater to move smoothly on a thin layer of water.

## Social Studies – Day 4

### Capital Practice

Visit [http://www.sheppardsoftware.com/web\\_games.htm](http://www.sheppardsoftware.com/web_games.htm) to practice identifying capitals.

The screenshot shows a web browser window titled "USA Geography - Map Game - Geography Online Games". The address bar displays the URL [http://www.sheppardsoftware.com/web\\_games.htm](http://www.sheppardsoftware.com/web_games.htm). The browser's search bar contains the word "Google".

The website content is organized into several sections:

- U.S. GOVERNMENT GAMES**: A sidebar on the left with a list of U.S. states: Alabama, Alaska, Arizona, Arkansas, California, Colorado, Connecticut, Delaware, Florida, Georgia, Hawaii, Idaho, Illinois, Indiana, Iowa, Kansas, Kentucky, Louisiana, Maine, Maryland, Massachusetts, Michigan, Minnesota, Missouri, Mississippi.
- Capitals**: A section with a "Tutorial" explaining how to play the game (click on the US States to learn their capitals) and a "Play!" button.
- States**: A section with a "Tutorial" explaining how to play the game (click on the US states to find their names) and a "Play!" button.
- Landscapes**: A section with a "Tutorial" explaining how to play the game (learn the geographic regions of the US by clicking on them) and a "Play!" button.
- Capitals 1 - Beginner**: A section with a "Tutorial" explaining how to play the game (pick the correct state for the highlighted capital, by region) and a "Play!" button.
- States 1 - Beginner**: A section with a "Tutorial" explaining how to play the game (click on the correct state) and a "Play!" button.
- Landscape - Beginner**: A section with a "Tutorial" explaining how to play the game (click on the correct geographic region) and a "Play!" button.
- Capitals 2 - Intermediate**: A section with a "Tutorial" explaining how to play the game (pick the correct state for the highlighted capital) and a "Play!" button.
- States 2 - Intermediate**: A section with a "Tutorial" explaining how to play the game (drag each state onto the map by region) and a "Play!" button.
- Lakes - Tutorial**: A section with a "Tutorial" explaining how to play the game (learn the lakes of the US by clicking on them) and a "Play!" button.
- States And Capitals Quizzes**: A section with a "Tutorial" explaining how to play the game (find more sources/options for what you're looking for) and a "Play!" button.
- Fun Geography Games**: A section with a "Tutorial" explaining how to play the game (play online games & win prizes) and a "Play!" button.
- Capitals 3 - Expert**: A section with a "Tutorial" explaining how to play the game (pick the correct capital for the highlighted state) and a "Play!" button.
- States 3 - Expert**: A section with a "Tutorial" explaining how to play the game (drag each state onto the map) and a "Play!" button.
- Lakes G- Game**: A section with a "Tutorial" explaining how to play the game (click on the correct lake) and a "Play!" button.

Additional features include a "What's new?" section with links to "U.S.A. Puzzles", "U.S. Parks Paint", "Create a Jungle", "Autumn Activities", "New: Animal Farm Movie", and "Dino Extinction Movie".



